



EQUALIZERTM
INTERNATIONAL

FLANGE TOOL INNOVATION

PRODUCT DATA SHEET

SG11TM

SECURE-GRIP MECHANICAL FLANGE SPREADER

SPREADING FORCE:

With 120 N·m (89 ft·lb) of torque applied: 11 T (110 kN)
It is recommended that tools are used in pairs giving:

$$2 \times 11 \text{ T} = 22 \text{ T (220 kN)}$$

SPREADING DISTANCE: up to 90 mm (3.54")

TOOL WEIGHT: 10.5 kg (23.1 lb)

KIT CONTENTS

- 1 x SG11TM Tool
- 1 x 150 mm (6") Vernier Calliper
- 1 x 1/2" Drive Torque Wrench and 24 mm Socket
- 1 x Safety Block
- 2 x M30 (1 1/8") Collets
- 2 x M33 (1 1/4") Collets
- 2 x M36 (1 3/8") Collets
- 1 x Instruction Manual
- 1 x Carry Case with protective foam inserts

Product Code: SG11TMSTD




WEIGHTS AND DIMENSIONS

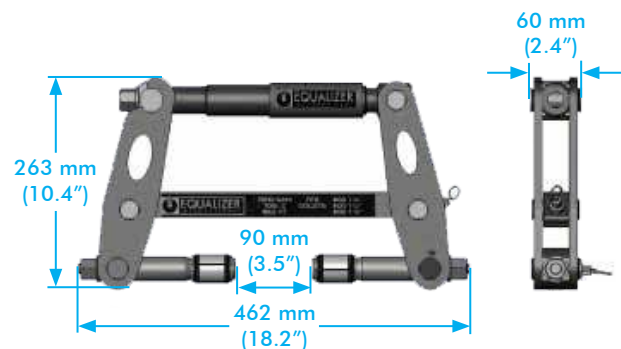
Carry Case:

640 mm x 540 mm x 165 mm (25.2" x 21.3" x 6.5")

TOOL DIMENSIONS - CLOSED



TOOL DIMENSIONS - OPEN



Tool Weight: 10.5 kg (23.1 lb)

Gross Kit Weight: 20 kg (44 lb)

info@equalizerinternational.com
www.equalizerinternational.com

RANGE OF APPLICATION

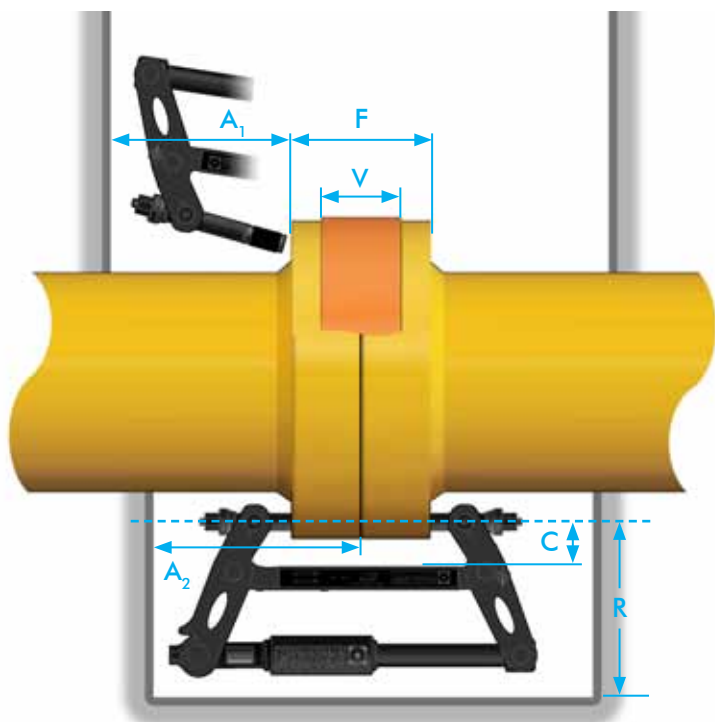
The SG11™ is usable on all standard flanges that have been specified to accept the following bolt sizes:

M30, M33, M36, 1 1/8", 1 1/4", 1 3/8"

This includes ANSI, DIN, SPO, ASME, API and BS flanges.

For a detailed range of application please request the Secure-Grip Mechanical Operator Instruction Manual.

SPATIAL ENVELOPE



*Short Collet Holder Kits (SCH) are available which can offer improved range of application.

** Collet Holders can also be dismantled and inserted through bolt-holes from opposite side.

Contact Equalizer International if your application does not appear to suit standard tools.

	DIMENSION	MEASURED FROM	MEASURED TO	MINIMUM	MAXIMUM
F	Flange Joint Thickness	Outside Face of Flange	Outside Face of Flange	96 mm (3.8")	240 mm (9.4")
V	Valve/Spacer Thickness	Inside Face of Flange	Inside Face of Flange	*0 mm (0.0")	* 60 mm (2.4")
C	Flange Clearance	Bolt-Hole Circle	Largest OD of Valve/Spacer	-	60 mm (2.4")
R	Radial space	Bolt-Hole Circle	Closest Obstruction	240 mm (9.4")	-
A ₁	Axial space (for installation)	Outside Face of Flange	Closest Obstruction	**223 mm (8.8")	-
A ₂	Axial space (installed)	Inner Face of Flange	Closest Obstruction	258 mm (10.2")	-