



EQUALIZER™
INTERNATIONAL

FLANGE TOOL INNOVATION

PRODUCT DATA SHEET

SG4™

SECURE-GRIP MECHANICAL FLANGE SPREADER

SPREADING FORCE:

With 47 N·m (35 ft·lb) of torque applied: 3.7 T (37 kN)
It is recommended that tools are used in pairs giving:

$$2 \times 3.7 \text{ T} = 7.4 \text{ T (74 kN)}$$

SPREADING DISTANCE: 0 mm - 75 mm (0" - 2.95")

TOOL WEIGHT: 4.5 kg (9.9 lb)

KIT CONTENTS

- 1 x SG4™ Tool
- 1 x 150 mm (6") Vernier Calliper
- 1 x 3/8" Drive Torque Wrench and 16 mm Socket
- 1 x Safety Block
- 2 x M16 (5/8") Collets
- 2 x M20 (3/4") Collets
- 1 x Instruction Manual
- 1 x Carry Case with protective foam inserts

Product Code: SG4™MSTD




WEIGHTS AND DIMENSIONS

Carry Case:

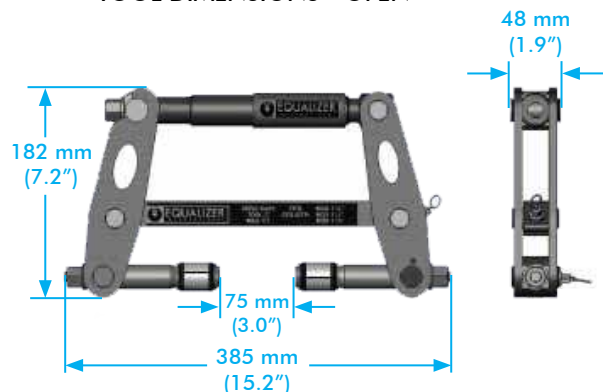
520 mm x 375 mm x 165 mm (20.5" x 14.8" x 6.5")

TOOL DIMENSIONS - CLOSED



Tool Weight: 4.5 kg (9.9 lb)
Gross Kit Weight: 12.8 kg (28.2 lb)

TOOL DIMENSIONS - OPEN



info@equalizerinternational.com
www.equalizerinternational.com

RANGE OF APPLICATION

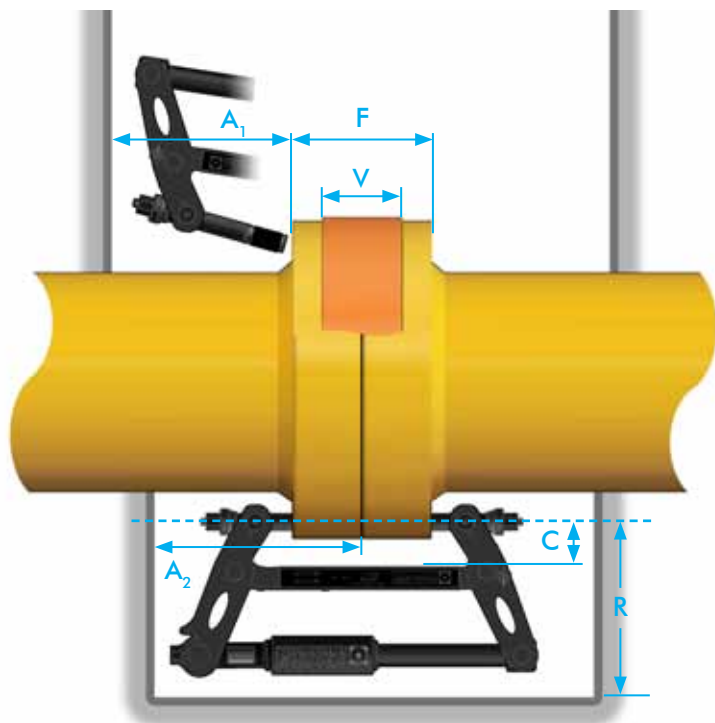
The SG4™ is usable on all standard flanges that have been specified to accept the following bolt sizes:

M16, M20, 5/8", 3/4"

This includes ANSI, DIN, SPO, ASME, API and BS flanges.

For a detailed range of application please request the Secure-Grip Mechanical Operator Instruction Manual.

SPATIAL ENVELOPE



*Short Collet Holder Kits (SCH) are available which can offer improved range of application.

** Collet Holders can also be dismantled and inserted through bolt-holes from opposite side.

Contact Equalizer International if your application does not appear to suit standard tools.

	DIMENSION	MEASURED FROM	MEASURED TO	MINIMUM	MAXIMUM
F	Flange Joint Thickness	Outside Face of Flange	Outside Face of Flange	60 mm (2.4")	185 mm (7.3")
V	Valve/Spacer Thickness	Inside Face of Flange	Inside Face of Flange	*0.0 mm (0.0")	* 45 mm (1.8")
C	Flange Clearance	Bolt-Hole Circle	Largest OD of Valve/Spacer	-	50 mm (2.0")
R	Radial space	Bolt-Hole Circle	Closest Obstruction	170 mm (6.7")	-
A ₁	Axial space (for installation)	Outside Face of Flange	Closest Obstruction	**170 mm (6.7")	-
A ₂	Axial space (installed)	Inner Face of Flange	Closest Obstruction	200 mm (7.9")	-